

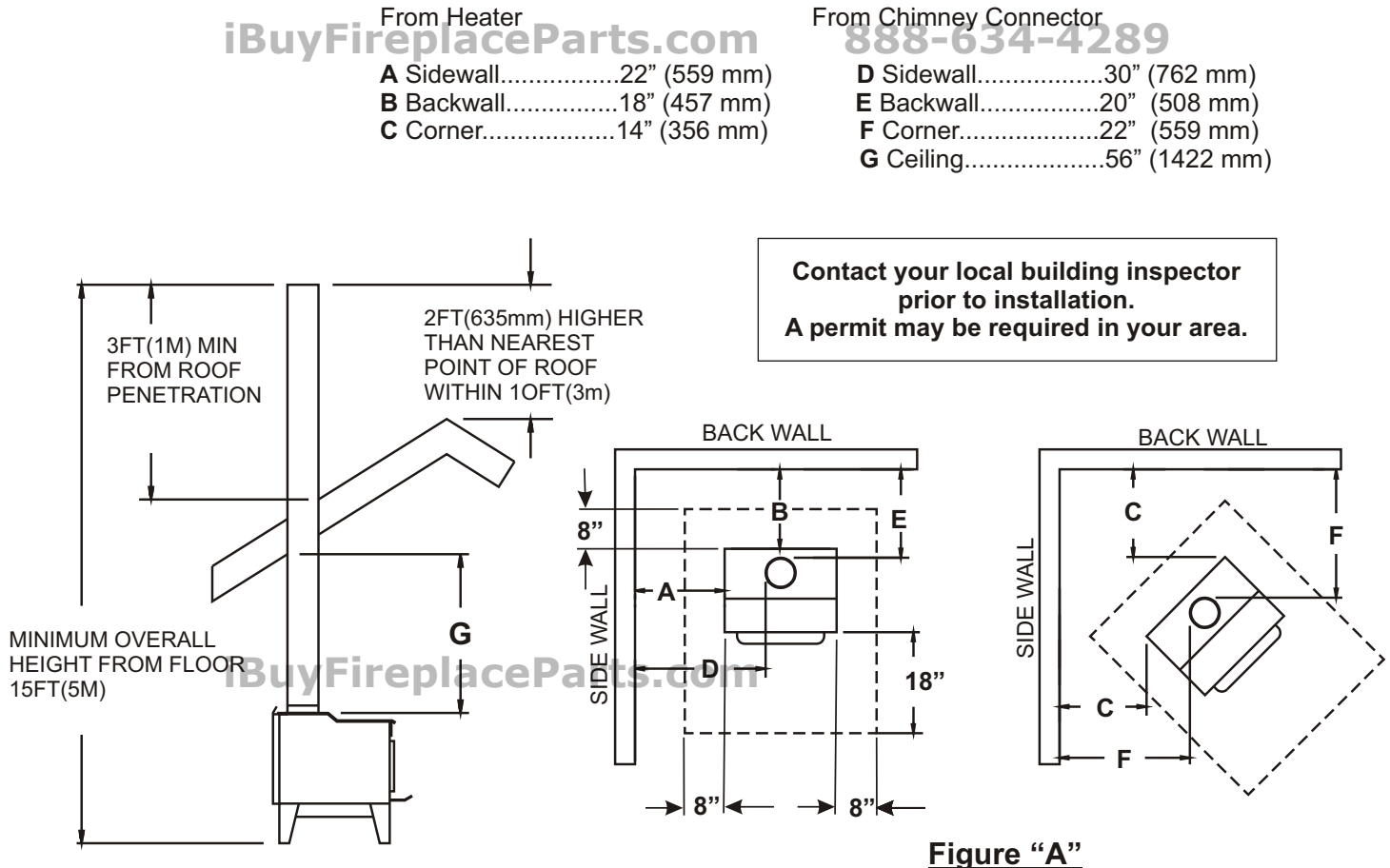
## Model No.

**S135/S135G/S135P/S135PG**


This unit has been listed by Warnock  
Hersey Limited to meet or exceed  
ULC S627.

## 6" Flue Required

Figure A: Clearance from combustible constructions



Unit must be placed on a noncombustible floor protection equivalent to 3/8" (9.5mm) millboard extending 18" (457mm) in front and 8" (203mm) to sides and back of unit per manufacturer's instructions.



### HANDLE

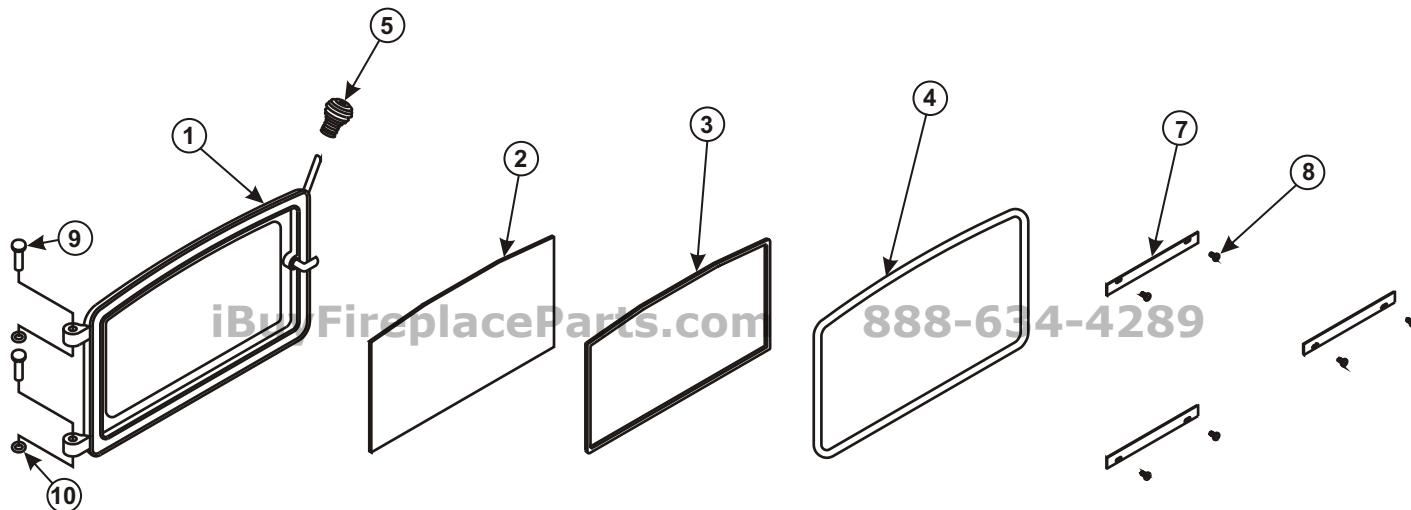
Twist spring handle **SPRING** in counter clockwise motion while pushing on to handle; spring handle will "thread" down to desired location.

### CAUTION:

Do not open fire-door to a point where it would be in contact with the combustible sidewall.

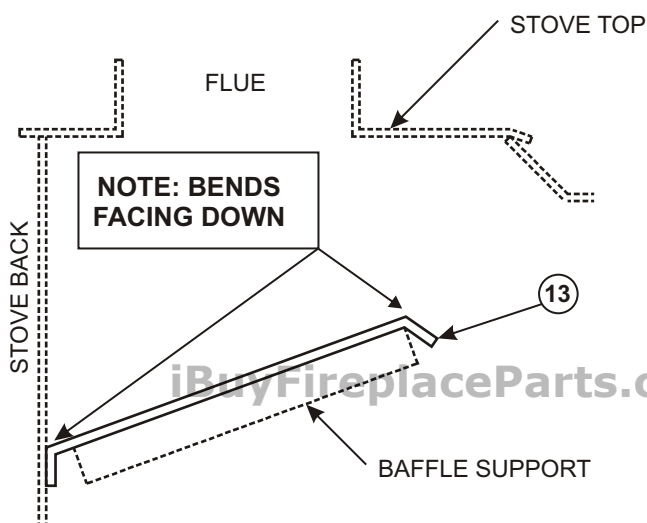
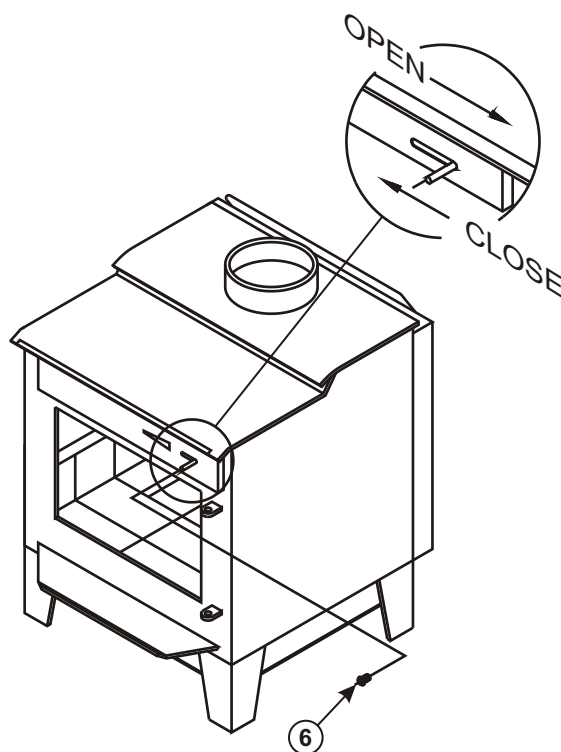
### OPTIONAL FAN

An optional heat exchange blower is available for this wood burning appliance.  
To order please see the local dealer where you purchased your appliance.

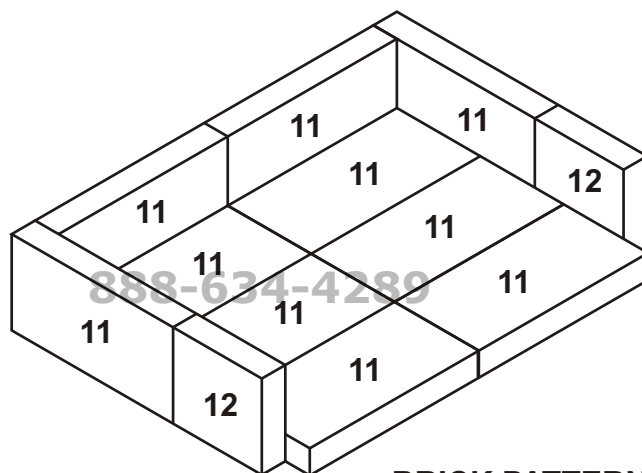


### PARTS LIST

ITEM	QTY	DESCRIPTION	PART No.
1	1	DOOR ASSEMBLY	S31008
1	1	DOOR ASSEMBLY-(NO GLASS)	S41062
1	1	DOOR ASSEMBLY-GOLD	S31144
1	1	DOOR ASSEMBLY-GOLD-(NO GLASS)	S41105
2&3	1	GLASS AND GASKET	S31117
3	4.0ft	1/8" GLASS GASKET	S15001
4	4.5ft	5/8" DOOR GASKET	S15011
5	1	SPRING HANDLE-DOOR	S11007
6	1	SPRING HANDLE-AIR CONTROL	S11008
7	3	GLASS CLIP	S37018
8	6	SCREW	S11086
9	2	HINGE PIN	S11005
9	2	HINGE PIN - GOLD	S11066
10	2	PUSH NUT	S11090
11	10	FIRE BRICK LT 9"x4-7/16"x1-1/4"	S16040
12	2	FIRE BRICK LT 4-1/2"x4-7/16"x1-1/4"	S16046
13	1	BAFFLE	S26023



INSTALL REMOVABLE BAFFLE AS ILLUSTRATED



BRICK PATTERN