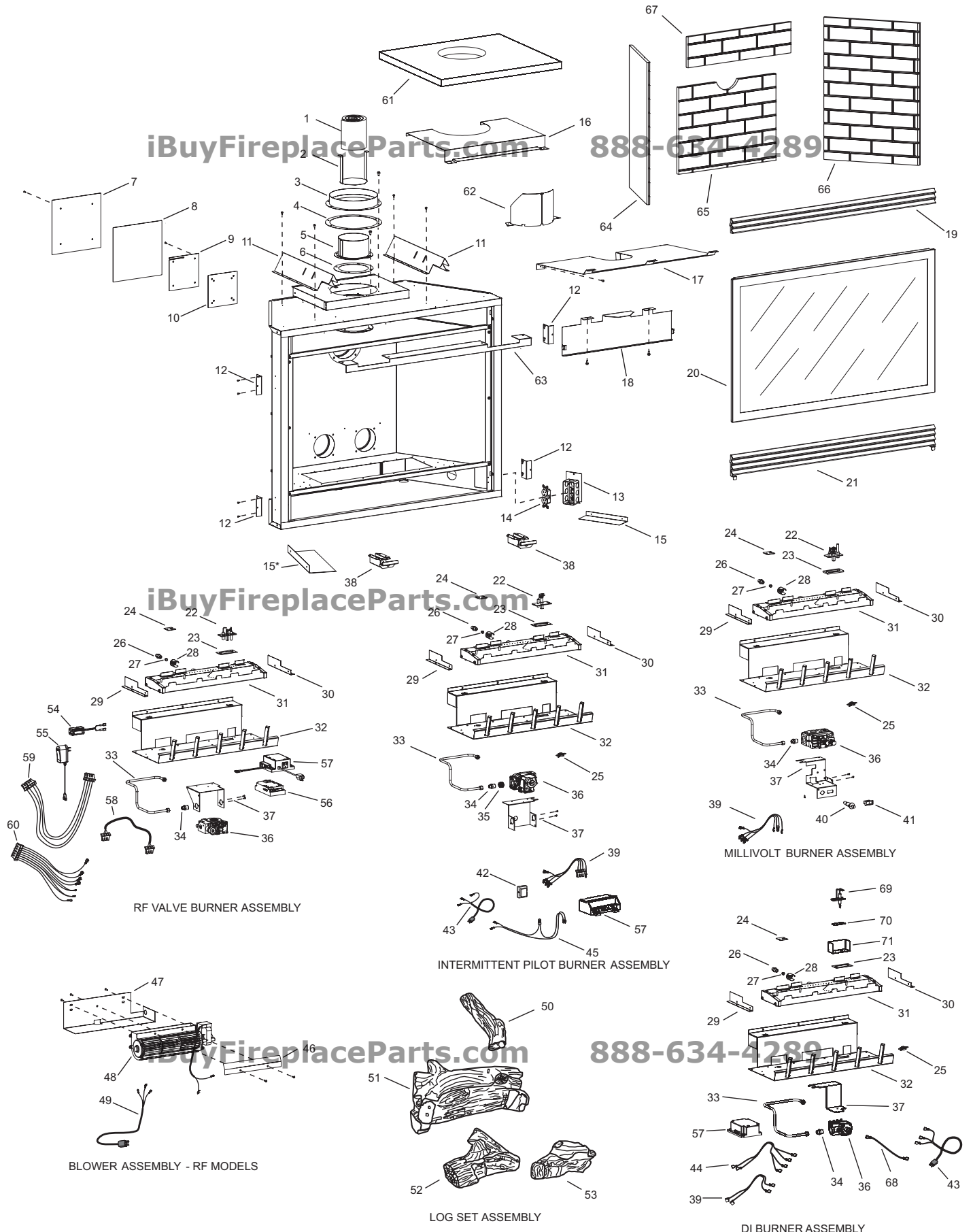


PARTS VIEW



DVP42FP(3,5,7,9) PARTS LIST

Index No.	Part Number				Description
	DVP42FP3	DVP42FP5	DVP42FP7	DVP42FP9	
1	R7654	R7654	R7654	R7654	Insulation, Flue
2	17426	17426	17426	17426	Retainer, 5" Flue
3	R7567	R7567	R7567	R7567	Vent Adapter
4	R7573	R7573	R7573	R7573	Vent Gasket
5	17363	17363	17363	17363	Flue Outlet Assembly
6	M170	M170	M170	M170	Gasket, Flue Outlet
7	17142	17142	17142	17142	Cover Plate, Vent
8	R7573	R7573	R7573	R7573	Gasket, Inlet Vent
9	17430	17430	17430	17430	Cover Plate, Flue
10	R7574	R7574	R7574	R7574	Gasket, Flue Outlet
11	17247	17247	17247	17247	Top Standoff (Qty. 2)
12	10554	10554	10554	10554	Nailing Flange (Qty. 4)
13	R3490	R3490	R3490	R3490	Junction Box
14	R3492	R3492	R3492	R3492	3-Prong Receptacle
15	17357	17357	17357	17357	Heat Shield (Junction Box) (2 Required for DVP42FP7 Models)
16	17445	17445	17445	17445	Top Shield
17	17804	17804	17804	17804	Top Inner Heat Shield
18	17381	17381	17381	17381	Baffle, Flue Vent
19	17187	17187	17187	17187	Louver Assembly - Upper
20	17190	17190	17190	17190	Ceramic Glass Door Assembly
21	17188	17188	17188	17188	Louver Assembly - Lower
22	R7612	-	R5748	R10424	Pilot Assembly (LPG)
22	R7611	-	R5747	R10423	Pilot Assembly (Nat)
23	R7617	R7617	R7617	R9189	Pilot Gasket
24	11269	11269	11269	11269	Gas Line Fitting
25	R7649	R7649	R7649	-	Fan Control Switch
26	P200	P200	P200	P200	Orifice Fitting
27	P185	P185	P185	P185	Orifice (LPG)
27	P203	P306	P203	P203	Orifice (Nat)
28	R5676	R5676	R5676	R5676	Air Shutter
29	11499	11499	11499	11499	Burner Support - Left
30	11377	11377	11377	11377	Burner Support - Right
31	17370	17370	17370	17370	Burner Assembly
32	21533	21533	21533	21533	Burner Base Plate Assembly
33	17369	17369	17369	17369	Tubing Assembly
34	R2423	R2423	R2423	R2423	5/16" Male Connector
35	-	-	RT109	-	Bushing, Flush
36	R7578	R7733	R5746	R10415	Gas Valve (LPG)
36	R7577	R7733	R5745	R10415	Gas Valve (Nat)
37	17161	20707	25640	26307	Gas Valve Bracket

DVP42FP(3,5,7,9) PARTS LIST

Index No.	Part Number				Description
	DVP42FP3	DVP42FP5	DVP42FP7	DVP42FP9	
38	16223	16223	16223	16223	Spring Retainer Assembly
39	R3435	R8147	R721	-	Wire Assembly
40	R2708	-	-	-	Piezo Ignitor
41	R3436	-	-	-	Remote/On/Off Switch
42	-	-	R1995	-	Transformer (IP)
43	-	R7615	R5160	-	Cord Set
44	-	R8144	-	-	Wire Harness (DI)
45	-	-	R5751	-	Wire Harness (IP)
46	-	-	-	18880	Blower Shield
47	-	-	-	18858	Blower Base
48	FBB4	FBB4	FBB4	R7731	Blower Assembly
49	-	-	-	R7831	Blower Wire Assembly
50	R10352	R10352	R10352	R10352	Twig, Top Branch
51	R10350	R10350	R10350	R10350	Log, Front Left
52	R10351	R10351	R10351	R10351	Log, Front Right
53	R10349	R10349	R10349	R10349	Log, Rear
54	-	-	-	R10418	Battery Back-up
55	-	-	-	R10419	7.5V AC Adapter
56	-	-	-	R10416	120V Extension Module
57	-	R7616	R1616	R10417	Control Module
58	-	-	-	R10499	Extension Wire Harness (5 pin)
59	-	-	-	R10497	Wire Harness (4 Pin)
60	-	-	-	R10498	Wire Harness (8 Pin)
61	Not Used On DVP42FP(3,5,7,9) Models				Insulation, Top Shield
62	Not Used On DVP42FP(3,5,7,9) Models				Heat Shield, (Flue)
63	Not Used On DVP42FP(3,5,7,9) Models				Mounting Brace
64	R7680	R7680	R7680	R7680	Optional Brick Panel, Side (Left)
65	R7681	R7681	R7681	R7681	Optional Brick Panel, Back
66	R7680	R7680	R7680	R7680	Optional Brick Panel, Side (Rt)
67	R7682	R7682	R7682	R7682	Optional Brick Panel, Top
68	-	R7613	-	-	Spark Plug Wire
69	-	R7590	-	-	Spark Ignitor, PSE
70	-	R7589	-	-	Gasket, PSE Ignitor
71	-	19545	-	-	Spark Ignitor Shield
N/S	-	-	-	R10427	Min. Rate Screw - #47 (LPG)
N/S	-	-	-	R10431	Min. Rate Screw - #0 (NAT)
N/S	R9645	R9645	R9645	R9645	Replacement Halogen Bulb
N/S	R5668	-	-	-	Ignitor Wire, Piezo

N/S = Not Shown

Use Only Manufacturer's Replacement Parts. Use of Any Other Parts Could Cause Injury Or Death.

DVP48FP(3,5,7,9) PARTS LIST

Index No.	Part Number				Description
	DVP48FP3	DVP48FP5	DVP48FP7	DVP48FP9	
1	R7654	R7654	R7654	R7654	Insulation, Flue
2	17426	17426	17426	17426	Retainer, 5" Flue
3	R7567	R7567	R7567	R7567	Vent Adapter
4	R7573	R7573	R7573	R7573	Vent Gasket
5	17363	17363	17363	17363	Flue Outlet Assembly
6	M170	M170	M170	M170	Gasket, Flue Outlet
7	17142	17142	17142	17142	Cover Plate, Vent
8	R7573	R7573	R7573	R7573	Gasket, Inlet Vent
9	17430	17430	17430	17430	Cover Plate, Flue
10	R7574	R7574	R7574	R7574	Gasket, Flue Outlet
11	17247	17247	17247	17247	Top Standoff (Qty. 2)
12	10554	10554	10554	10554	Nailing Flange (Qty. 4)
13	R3490	R3490	R3490	R3490	Junction Box
14	R3492	R3492	R3492	R3492	3-Prong Receptacle
15	17357	17357	17357	17357	Heat Shield (Junction Box) (2 Required for DVP48FP7 Models)
16	17446	17446	17446	17446	Top Shield
17	17805	17805	17805	17805	Top Inner Heat Shield
18	17447	17447	17447	17447	Baffle, Flue Vent
19	17210	17210	17210	17210	Louver Assembly - Upper
20	17213	17213	17213	17213	Ceramic Glass Door Assembly
21	17211	17211	17211	17211	Louver Assembly - Lower
22	R7612	-	R5748	R10424	Pilot Assembly (LPG)
22	R7611	-	R5747	R10423	Pilot Assembly (Nat)
23	R7617	R7617	R7617	R9189	Pilot Gasket
24	11269	11269	11269	11269	Gas Line Fitting
25	R7649	R7649	R7649	-	Fan Control Switch
26	P200	P200	P200	P200	Orifice Fitting
27	P250	P210	P250	P250	Orifice (LPG)
27	P213	P270	P213	P213	Orifice (Nat)
28	R5676	R5676	R5676	R5676	Air Shutter
29	11499	11499	11499	11499	Burner Support - Left
30	11377	11377	11377	11377	Burner Support - Right
31	17386	17386	17386	17386	Burner Assembly
32	17385	17385	17385	17385	Burner Base Plate Assembly
33	17369	17369	17369	17369	Tubing Assembly
34	R2423	R2423	R2423	R2423	5/16" Male Connector
35	-	-	R1109	-	Bushing, Flush
36	R7578	R7733	R5746	R10415	Gas Valve (LPG)
36	R7577	R7733	R5745	R10415	Gas Valve (Nat)
37	17161	20707	25640	26307	Gas Valve Bracket
38	16223	16223	16223	16223	Spring Retainer Assembly

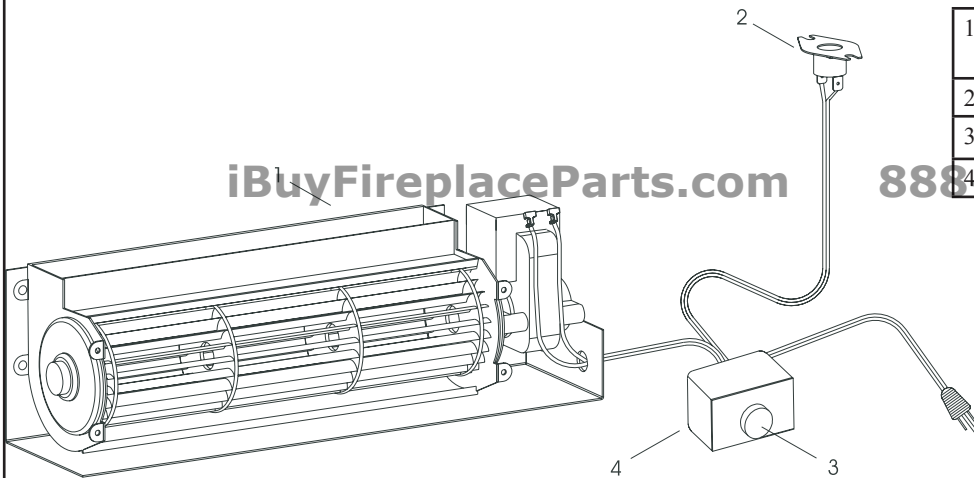
DVP48FP(3,5,7,9) PARTS LIST

Index No.	Part Number				Description
	DVP48FP3	DVP48FP5	DVP48FP7	DVP48FP9	
39	R3435	R8147	R721	-	Wire Assembly
40	R2708	-	-	-	Piezo Ignitor
41	R3436	-	-	-	Remote/On/Off Switch
42	-	-	R1995	-	Transformer (IP)
43	-	R7615	R5160	-	Cord Set
44	-	R8144	-	-	Wire Harness (DI)
45	-	-	R5751	-	Wire Harness (IP)
46	-	-	-	18880	Blower Shield
47	-	-	-	18858	Blower Base
48	FBB4	FBB4	FBB4	R7731	Blower Assembly
49	-	-	-	R7831	Blower Wire Assembly
50	R10360	R10360	R10360	R10360	Twig, Top Branch
51	R10358	R10358	R10358	R10358	Log, Front Left
52	R10359	R10359	R10359	R10359	Log, Front Right
53	R10357	R10357	R10357	R10357	Log, Rear
54	-	-	-	R10418	Battery Back-up
55	-	-	-	R10419	7.5V AC Adapter
56	-	-	-	R10416	120V Extension Module
57	-	R7616	R1616	R10417	Control Module
58	-	-	-	R10499	Extension Wire Harness (5 pin)
59	-	-	-	R10497	Wire Harness (4 Pin)
60	-	-	-	R10498	Wire Harness (8 Pin)
61	Not Used On DVP48FP(3,5,7,9) Models				Insulation, Top Shield
62	Not Used On DVP48FP(3,5,7,9) Models				Heat Shield, (Flue)
63	Not Used On DVP48FP(3,5,7,9) Models				Mounting Brace
64	R7680	R7680	R7680	R7680	Optional Brick Panel, Side (Left)
65	R7685	R7685	R7685	R7685	Optional Brick Panel, Back
66	R7680	R7680	R7680	R7680	Optional Brick Panel, Side (Rt)
67	R7686	R7686	R7686	R7686	Optional Brick Panel, Top
68	-	R7613	-	-	Spark Plug Wire
69	-	R7590	-	-	Spark Ignitor, PSE
70	-	R7589	-	-	Gasket, PSE Ignitor
71	-	19545	-	-	Spark Ignitor Shield
N/S	-	-	-	R10427	Min. Rate Screw - #47 (LPG)
N/S	-	-	-	R10431	Min. Rate Screw - #0 (NAT)
N/S	R9645	R9645	R9645	R9645	Replacement Halogen Bulb
N/S	R5668	-	-	-	Ignitor Wire, Piezo

N/S = Not Shown

Use Only Manufacturer's Replacement Parts. Use of Any Other Parts Could Cause Injury Or Death.

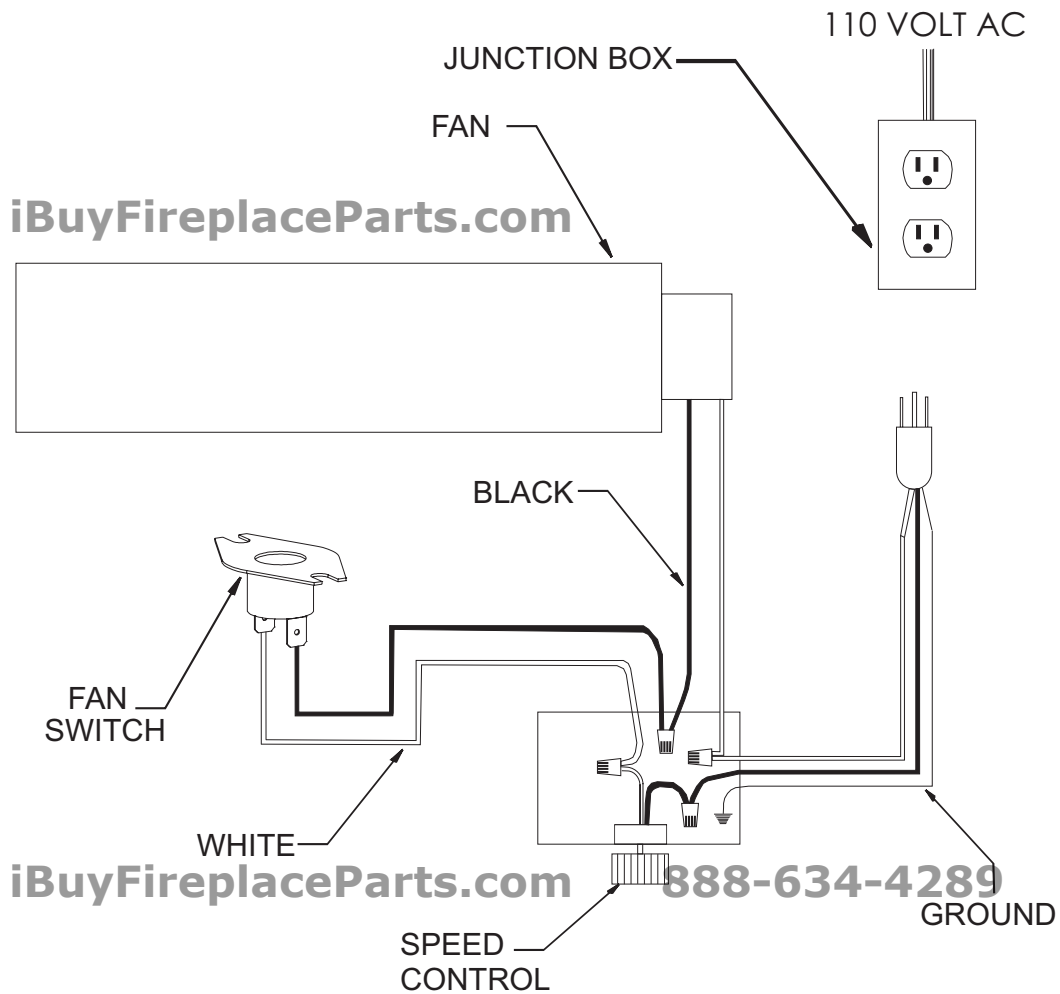
FBB4 OPTIONAL VARIABLE SPEED BLOWER INSTALLATION



1	FBB4	BLOWER ASSEMBLY COMPLETE
2	R7649	FAN CONTROL
3	R4192	SPEED CONTROL KNOB
4	R4186	SPEED CONTROL

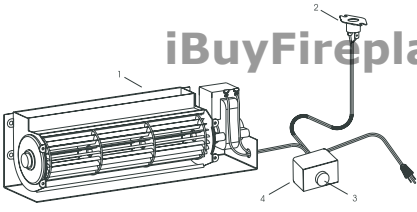

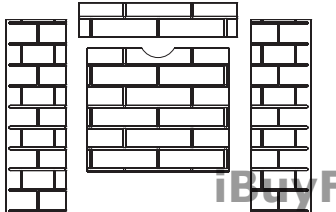
iBuyFireplaceParts.com

888-634-4289




ACCESSORIES

The following accessory parts can be obtained from your Empire Comfort Systems dealer. If you need additional information beyond what your dealer can furnish, contact Empire Comfort Systems Inc., Nine Eighteen Freeburg Ave., Belleville, Illinois 62220-2623.

Accessory	Description	Model Number
	This fan kit was designed to provide forced air flow. (Note: For use with Millivolt and intermittent pilot models only. RF Fireplace models are equipped with blower assembly.)	Variable Speed FBB4
Simulated Brick Panels 	The simulated brick panels were designed to enhance the appearance of your fireplace, imitating the look of authentic masonry. HERRINGBONE	DVP3DH(DVP42) DVP4DH(DVP48)
Simulated Brick Panels 	The simulated brick panels were designed to enhance the appearance of your fireplace, imitating the look of authentic masonry. AGED BRICK	DVP3DA(DVP42) DVP4DA(DVP48)

DECORATIVE ACCESSORIES



Decorative Louver Mission




Decorative Louver Arch



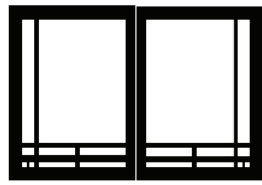
Decorative Louver Leaf




Decorative Frame Rectangle with hinges



Decorative Door Leaf Rectangle




Decorative Door Mission Rectangle



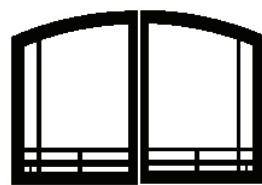
Decorative Door Plain Rectangle



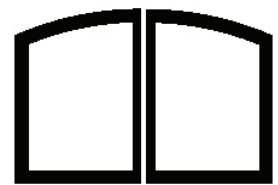
Decorative Frame Arch with hinges



Decorative Door Leaf Arch



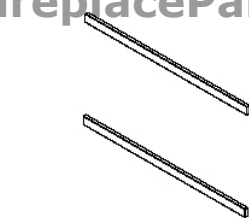
Decorative Door Mission Arch




Decorative Door Plain Arch



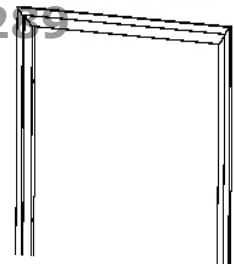
Decorative Frame Arch without hinges only Black



Window Trim



STD Louvers 45 Degree



Outside Frame Kits